

Coronavirus (COVID-19), Republic of Korea

Central Disaster Management HeadquartersCentral Disease Control HeadquartersKorean

About COVID-19Latest UpdatesMedia ResourcesPublic Advice & NoticeGuidelines

Latest Updates

Cases in Korea

Cases in Korea

Cases in Korea

Cases of COVID-19 in Korea

Cases in Korea (3.13.00 a.m.)

(ur

Deaths		Hospitalizations with moderate to severe symptoms		New hospitalizations		Confirmed	
Daily	Per 100,000 people	Daily	Per 100,000 people	Daily	Per 100,000 people	Daily	Per 100,000 people
251	0.49	1,074	02.08	2,075	4.02	350,190	678.15

Current status of deaths (3.13.00 a.m.)

(ur

Category	03.07.	03.08.	03.09.	03.10.	03.11.	03.12.	03.13.	Daily average for the month
Daily	139	186	158	206	229	269	251	200
Per 100,000 people	0.27	0.36	0.31	0.40	0.44	0.52	0.49	0.39

Current status of hospitalizations with moderate to severe symptoms (3.13.00 a.m.)

(ur

Category	03.07.	03.08.	03.09.	03.10.	03.11.	03.12.	03.13.	Daily average for the month
Daily	955	1007	1087	1113	1116	1066	1074	1010
Per 100,000 people	1.85	1.95	2.11	2.16	2.16	2.06	2.08	2.01

Hospitalizations with moderate to severe symptoms: patients receiving isolated treatment through high flow therapy, respirator, ECMO (extracorporeal membrane oxygenation), and CRRT (continuous renal replacement therapy)

Current status of new hospitalizations (3.13.00 a.m.)

(ur

Category	03.07.	03.08.	03.09.	03.10.	03.11.	03.12.	03.13.	Daily average for the month
Daily	1385	1716	2149	2020	1982	2195	2075	1910
Per 100,000 people	2.68	3.32	4.16	3.91	3.84	4.25	4.02	3.81

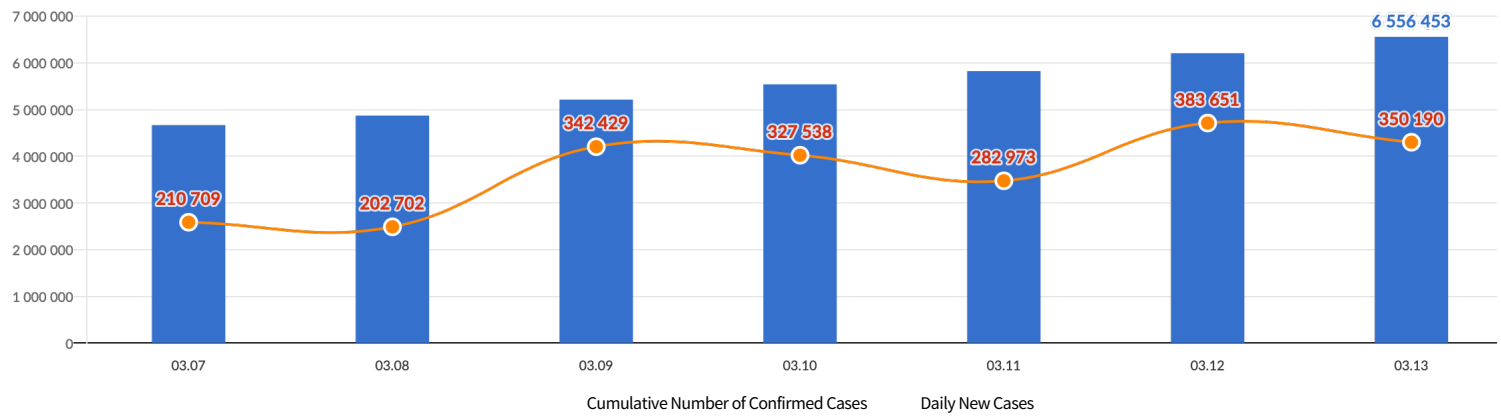
Current status of confirmations (3.13.00 a.m.)

(ur

Category	03.07.	03.08.	03.09.	03.10.	03.11.	03.12.	03.13.	Daily average for the month
Daily	210 709	202 702	342 429	327 538	282 973	383 651	350 190	300 000
Per 100,000 people	408.04	392.54	663.12	634.29	547.99	742.95	678.15	581.15

Daily and Cumulative Number of Confirmed Cases

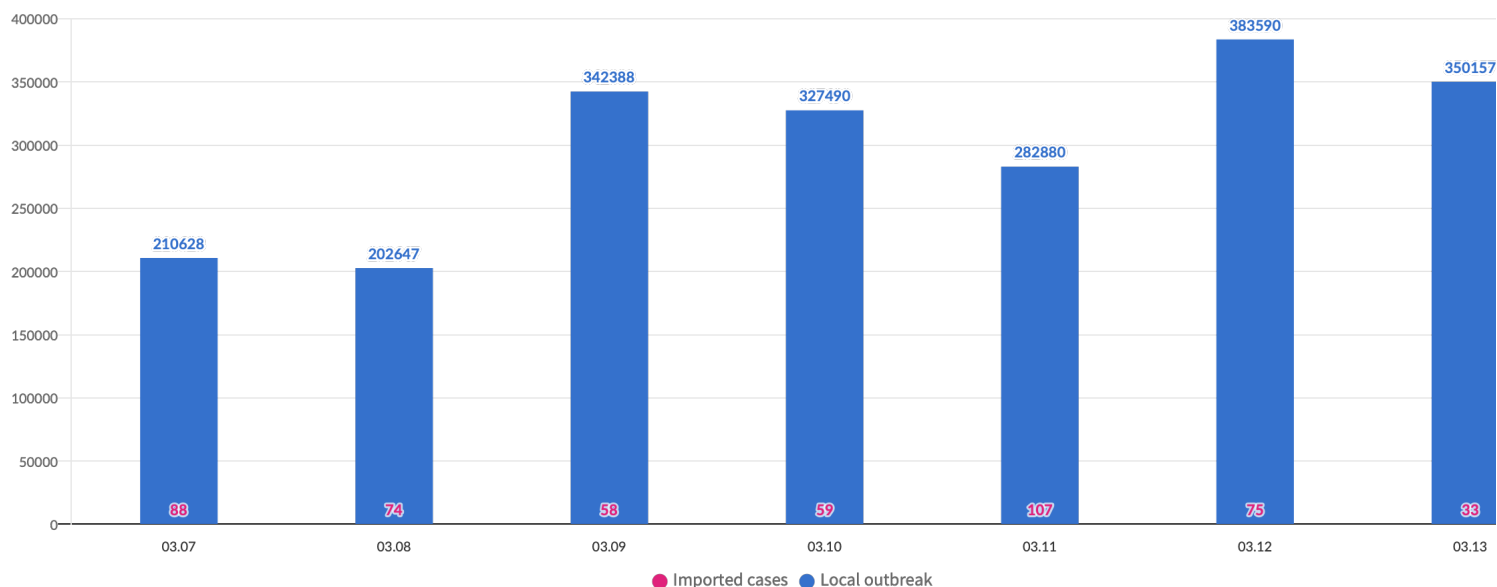
Cumulative Number of Confirmed Cases



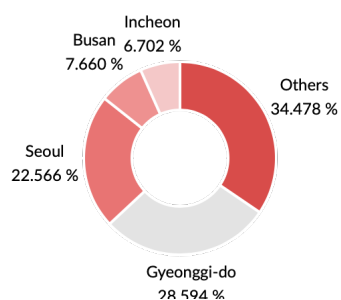
Imported Cases (as of 00 on 3.13.)

Classification		Daily Change	Confirmed Cases	(%)
Total		33	30 239	
Country	China	3	417	(1.4%)
	AsiaoutsideChina	18	14 726	(48.7%)
	Europe	7	4 343	(14.4%)
	America	3	8 821	(29.2%)
	Africa	0	1 566	(5.2%)
	Oceania	2	366	(1.2%)
Confirmation stage	Quarantinestage	16	10 190	(33.7%)
	Local	17	20 049	(66.3%)
Nationality	Koreannationals	21	16 884	(55.8%)
	Foreigntnationals	12	13 355	(44.2%)

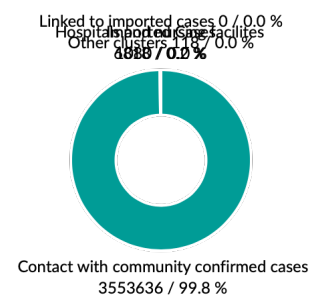
Daily New Cases according to the route of infection



Regional Breakdown of Confirmed Cases (as of 00 on 3.13.)



Breakdown of Cluster Outbreaks (as of 00 on 3.13.)



Daily testing status (3.13.00 a.m.)

Number of suspicious report testing	Number of testing at temporary screening stations	Total
0	0	0

Number of confirmed cases by gender (3.13.00 a.m.)

Category	Confirmed(%)	Deaths(%)	Fatality rate(%)
Male	3 153 014 (48.09)	5 181 (49.84)	0.16
Female	3 403 439 (51.91)	5 214 (50.16)	0.15

* Fatality rate = Number of deaths/number of cor

Number of confirmed case by age group (3.13.00 a.m.)

Category	Confirmed(%)	Deaths(%)	Fatality rate(%)
80yearsorolder	157 245 (2.40)	5 650 (54.35)	3.59
70-79	249 544 (3.81)	2 628 (25.28)	1.05
60-69	602 057 (9.18)	1 418 (13.64)	0.24
50-59	777 397 (11.86)	468 (4.50)	0.06

40-49	1 024 118 (15.62)	136 (1.31)	0.01
30-39	982 283 (14.98)	61 (0.59)	0.01
20-29	1 059 940 (16.17)	26 (0.25)	0.00
10-19	904 818 (13.80)	2 (0.02)	0.00
0-9	799 051 (12.19)	6 (0.06)	0.00

* Fatality rate = Number of deaths/number of cor

[Consultation](#)[Community Health Center](#)[Call Center 1339](#)[Area Code + 120](#)[Area Code + 114](#)

Copyright © By MOHW. All Rights Reserved.